

ZXM7-SHLDD108 Series



ZNSHINESOLAR

Znshinesolar 10BB HALF-CELL Bifacial Black Light-Weight Double Glass Monocrystalline PERC PV Module

385W | 390W | 395W | 400W | 405W



Excellent cells efficiency

MBB technology decreases the distance between bus bars and finger grid line which is benefit to power increase.



Better Weak Illumination Response

More power output in weak light condition, such as haze, cloudy, and morning



Anti PID

Limited power degradation caused by PID effect is guaranteed under strict testing condition for mass production



High wind and snow resistance

■ 5400 Pa lumikuorma ■ 2400 Pa tuulikuorma



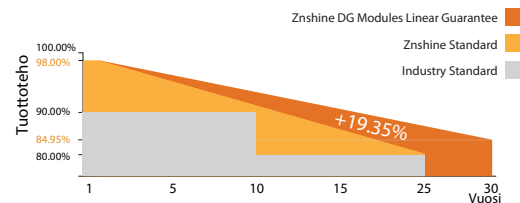
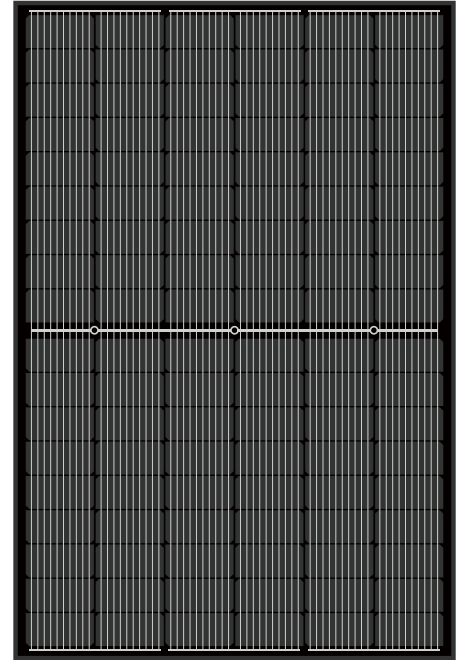
Improved Aesthetics

Compared to conventional modules, this full black modules have a more uniform appearance and superior aesthetics.



Bifacial technology

Enables additional energy harvesting from rear side (up to 25%)



12 tuotetakuu
30 tuottotakuu



0.45% annual degradation
over 30 years



Founded in 1988, ZNShine solar is a world's leading high-tech PV module manufacturer. With the state-of-the-art production lines, the company boasts module capacity of 6GW. Bloomberg has listed ZNShine as a global Tier 1 PV module maker. Today Znshine has distributed its sales to more than 60 countries around the globe.

ELECTRICAL CHARACTERISTICS | STC*

Nominal Power Watt Pmax(W)*	385	390	395	400	405
Power Output Tolerance Pmax(%)	0~+3	0~+3	0~+3	0~+3	0~+3
Maximum Power Voltage Vmp(V)	30.30	30.50	30.70	30.90	31.10
Maximum Power Current Imp(A)	12.71	12.79	12.87	12.95	13.03
Open Circuit Voltage Voc(V)	36.50	36.70	36.90	37.10	37.30
Short Circuit Current Isc(A)	13.46	13.54	13.62	13.70	13.78
Module Efficiency (%)	19.64	19.90	20.15	20.41	20.66

*STC (Standard Test Condition): Irradiance 1000W/m², Module Temperature 25°C, AM 1.5

*Measuring tolerance: ±3%

ELECTRICAL CHARACTERISTICS | NMOT*

Maximum Power Pmax(Wp)	287.70	291.50	295.20	299.00	302.70
Maximum Power Voltage Vmp(V)	28.20	28.30	28.50	28.70	28.90
Maximum Power Current Imp(A)	10.22	10.28	10.34	10.41	10.47
Open Circuit Voltage Voc(V)	34.10	34.30	34.50	34.70	34.80
Short Circuit Current Isc(A)	10.87	10.94	11.00	11.06	11.13

*NMOT(Nominal module operating temperature):Irradiance 800W/m², Ambient Temperature 20°C,AM 1.5,Wind Speed 1m/s

ELECTRICAL CHARACTERISTICS WITH 25% REAR SIDE POWER GAIN

Front power Pmax/W	385	390	395	400	405
Total power Pmax/W	481	488	494	500	506
Vmp/V(Total)	30.40	30.60	30.80	31.00	31.20
Imp/A(Total)	15.83	15.93	16.03	16.13	16.23
Voc/V(Total)	36.60	36.80	37.00	37.20	37.40
Isc/A(Total)	16.76	16.87	16.97	17.06	17.16

ME AANISET TIEDOT

KEntot	Mono PERC
Cells orientation	108 (6×18)
Paneelin mitat	1730×1133×30 mm(kehyksellä)
Paino	24.5 kg
Lasi	2.0 mm+2.0mm, High Transmission, AR Coated Heat Strengthened Glass
Junction box	IP 68, 3 diodia
Kaapelit	4 mm ² , 1250 mm
Liittimet	MC4-yhteensopiva

L MP OMINAIS DET WORKING CONDITIONS

NMOT	44°C ±2°C	Maximum system voltage	1500 V DC
Temperature coefficient of Pmax	-0.35%/°C	Operating temperature	-40°C~+85°C
Temperature coefficient of Voc	-0.29%/°C	Maximum series fuse	30 A
Temperature coefficient of Isc	0.05%/°C	Maximum load(snow/wind)	5400 Pa / 2400 Pa
Refer.Bifacial Factor	70±5%		

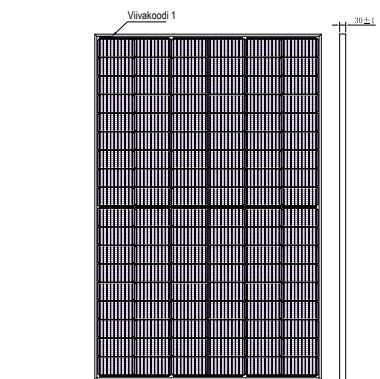
*Do not connect Fuse in Combiner Box with two or more strings in parallel connection

*Remark:Electrical data in this catalog do not refer to a single module and they are not part of the offer.They only serve for comparison among different module types.

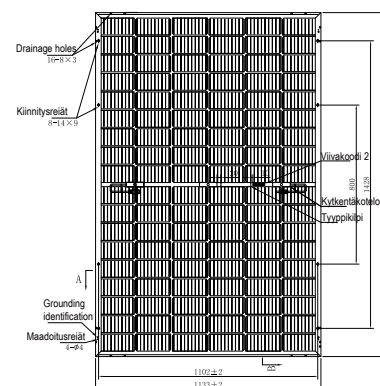
3..86,(

Piece/Box	36
Piece/Container(40'HQ)	936
Piece/Container(with additional small package)	/

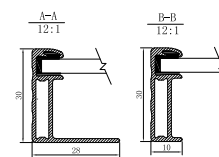
MITAT (MM)



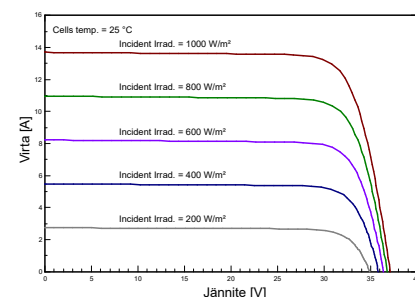
Näkymä edestä



Näkymä takaa



I-V KUVAAJAT (400W)



P-V KUVAAJAT (400W)

